

Create interactive activities in 3 easy steps

1 Create mode – build your pages

Objects Panel:

Drag interactions, pictures, sounds, text and animations onto your page
The panel changes for each page type

Options Panel:

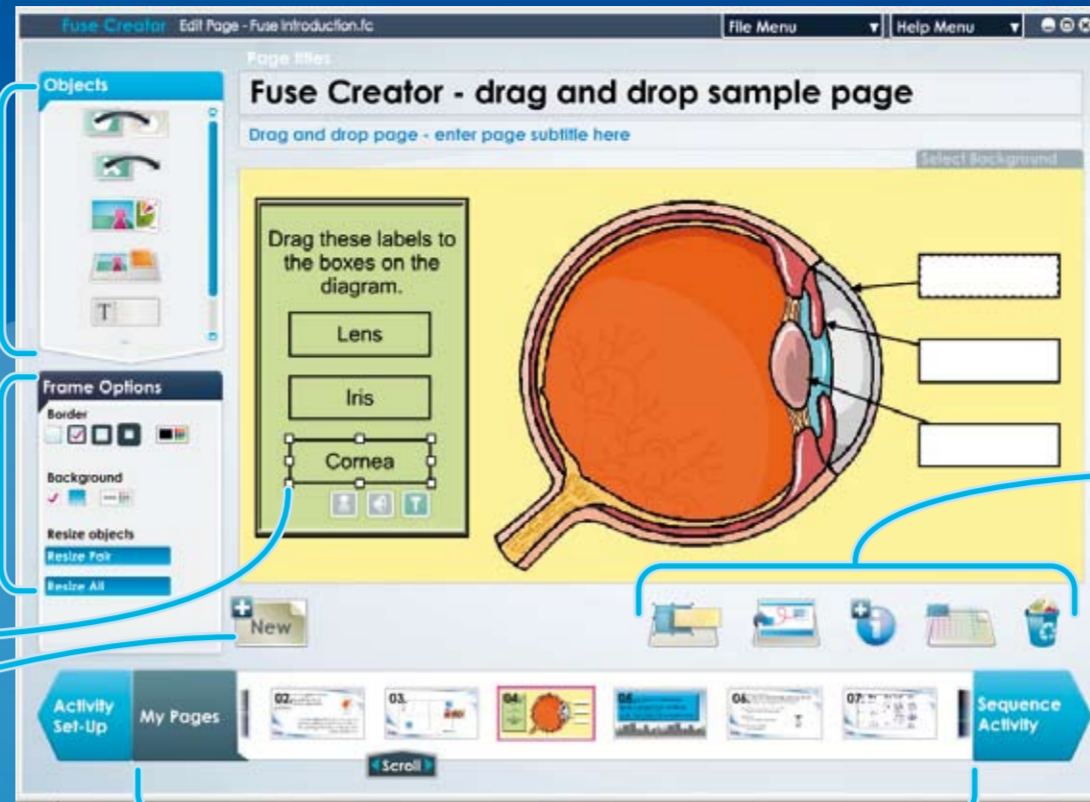
Change background, frame and text styles
Reset the aspect ratio on your pictures
This panel changes for each object type you select

Selected Object:

Move and resize the object
Click the icon to add or change the picture, sound or text

New Page:

Add a new page into your activity, copy a page or insert a page from another activity. The Objects Panel reflects the type of page selected.



Show or hide object labels



Preview this page



Add page help



Show a layout grid



Delete the selected object



Page Tray:

Select one of the pages you have created to change it


Drag & Drop



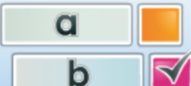
Ordering



Fill the Gap



Question



Linking Lines



Flashcards



Information



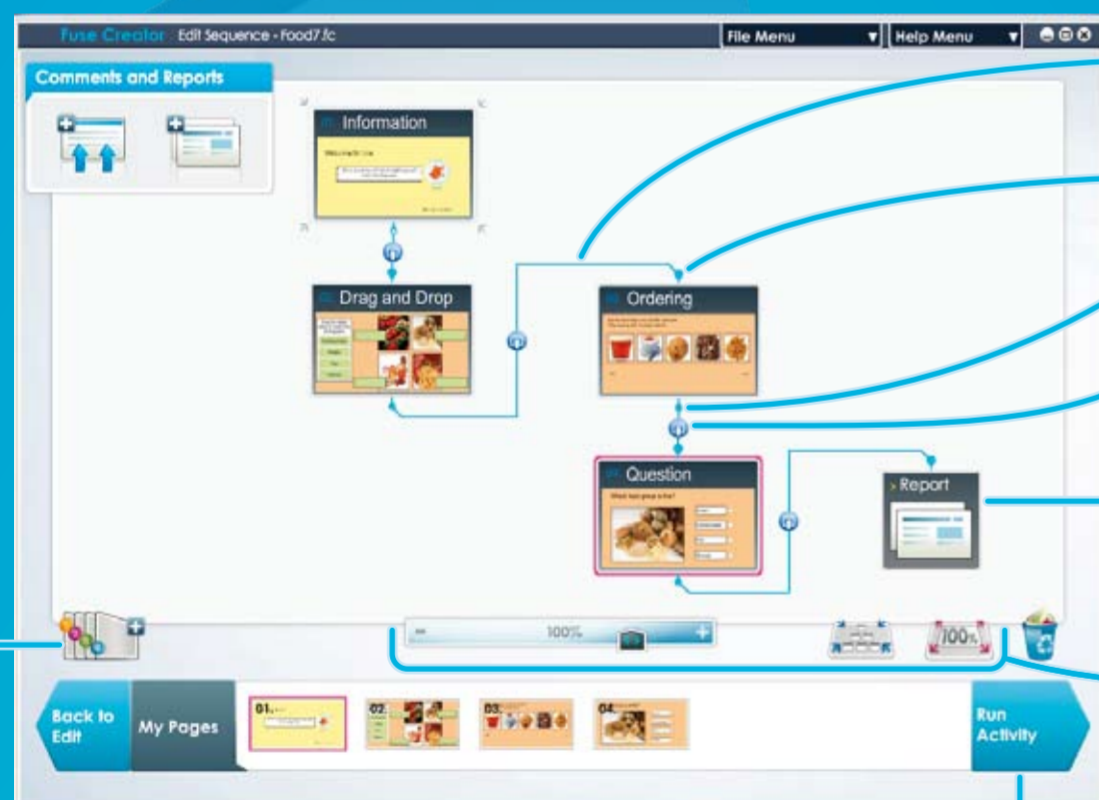
Menu Page



2 Sequence mode – order your pages into an activity

- Drag pages from the Page Tray
- Draw links between anchor points to create a page flow (linear or branching)
- Optionally add comments, feedback and reports

Linear sequence (simple flow)



Page link line

Anchor points

Drag comments onto page links and add text

Drag a report and link it to the end of the sequence

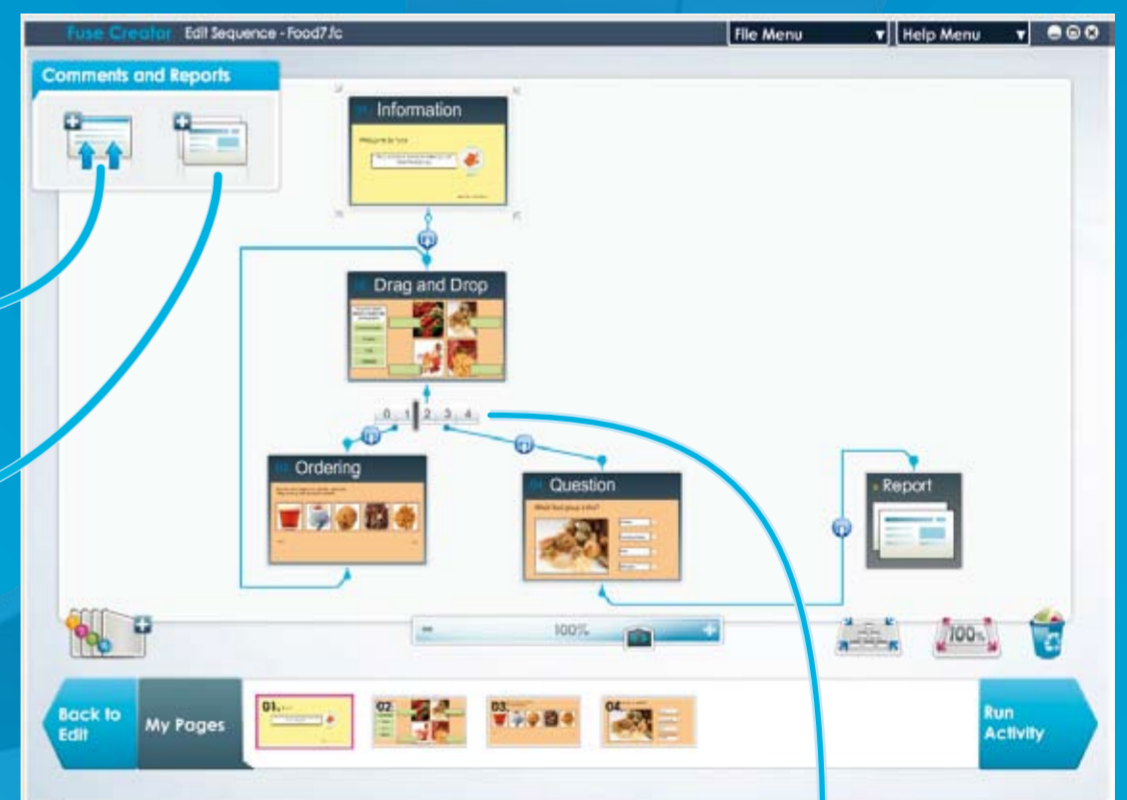
View Controls:

- Scale slider
- View entire sequence
- Zoom to original size

Automatically creates a simple linear sequence

Preview the sequence you have created

Branching sequence



A Branch Slider bar is created when more than one link is dragged from a page. Use the Slider to adjust the threshold at which users follow the left or right branch.



3 Export – publish and share your activities with others

Intended mode of use	Fuse Creator export	Editable	Output
Share activities via Fuse Player or Fuse Creator™ Community Web site	Save	Yes	Single .fc file
Use activities in a browser or embedded in Microsoft® PowerPoint® or Easiteach® files	Publish Standalone	No	Folder of files and subfolders for distribution
Upload and share activities through a Virtual Learning Environment	Export SCORM®	Yes	SCORM® 1.2 or SCORM® 2004